




L612 | 16010 **Men's Oxford-Shirt Brisbane Short Sleeve**

70% Cotton / 30% Polyester
S, M, L, XL, XXL, 3XL, 4XL
 135 g/m² (White: 130 g/m²) SOL'S

BLACK	SILVER	SKY BLUE
WHITE		

Heart side pocket | Two side pleats at back | 2-button collar




L610 | 16030 **Women's Oxford-Blouse Elite Short Sleeve**

70% Cotton / 30% Polyester
XS, S, M, L, XL, XXL, 3XL
 135 g/m² (White: 130 g/m²) SOL'S

SKY BLUE	WHITE
----------	-------

Classic 2-button collar | Chest darts




L02921 | 02921 **Men's Brisbane Fit Shirt**

70% Cotton / 30% Polyester
S, M, L, XL, XXL, 3XL
 135 g/m² (White: 130 g/m²) SOL'S

SKY BLUE	WHITE
----------	-------

Oxford Shirt | Adjusted fit | Left chest pocket | Button-down collar | 7 tone-on-tone button placket




L613 | 16000 **Men's Oxford-Shirt Boston Long Sleeve**

70% Cotton / 30% Polyester
S, M, L, XL, XXL, 3XL, 4XL
 135 g/m² (White: 130 g/m²) SOL'S

BLACK	SILVER	SKY BLUE
WHITE		

Adjustable cuffs with two buttons pointed end tab placket | 2-button collar | Two side pleats at back | Heart side pocket




L611 | 16020 **Women's Oxford-Blouse Embassy Long Sleeve**

70% Cotton / 30% Polyester
XS, S, M, L, XL, XXL, 3XL
 135 g/m² (White: 130 g/m²) SOL'S

SKY BLUE	WHITE
----------	-------

Classic 2-button collar | Rounded adjustable 2-button cuffs | Chest darts



L02920 | 02920 **Men's Boston Fit Shirt**

70% Cotton / 30% Polyester
S, M, L, XL, XXL, 3XL
 135 g/m² (White: 130 g/m²) SOL'S

SKY BLUE	WHITE
----------	-------

Adjusted cut | Left chest pocket | Button-down collar | Adjustable cuffs with 2 buttons and bound slits | 7 tone-on-tone button placket