


KUSTOM KIT®



EASY



K100 | KK100

**Classic Fit Workforce Shirt Short Sleeve**

65% polyester / 35% coton

37 (S/14H), 38/40 (M/15-15H), 41/42 (L/16-16H), 43/44 (XL/17-17H), 45/47 (XXL/18-18H), 49/50 (3XL/19H)

115 g/m²



Kustom Kit

BLACK

WHITE

Chemise en popeline | Facile à repasser | Col boutonné | Poche poitrine jointe en option | Bouton de rechange | Empiècement arrière

KUSTOM KIT®



EASY



K728 | KK728

**Women's Classic Fit Workforce Poplin Shirt Short Sleeve**

65% polyester / 35% coton

34 (XS/8), 36 (S/10), 38 (M/12), 40 (L/14), 42 (XL/16), 44 (XXL/18), 46 (3XL/20), 48 (4XL/22), 50 (5XL/24), 52 (6XL/26), 54 (7XL/28)

115 g/m²

Kustom Kit

BLACK

WHITE

Popeline de coton | Chemise en popeline | Légèrement cintrée | Facile à repasser | Col renforcé | Coutures doubles aux manches et aux côtés | Empiècement arrière | Poche poitrine jointe en option

KUSTOM KIT®



FREE

K115 | KK115

**Men's Classic Fit Non Iron Shirt Short Sleeve**

100% coton

37 (S/14H), 38 (15), 39/40 (M/15H), 41 (16), 42 (L/16H), 43 (17), 44 (XL/17H), 45/46 (18), 47 (XXL/18H)

125 g/m²



Kustom Kit

LIGHT BLUE

WHITE

Chemise en popeline | Bouton de rechange | Poche poitrine | Infroissable | Col moderne | Deux plis dans le dos | Empiècement arrière

KUSTOM KIT®



FREE

K116 | KK116

**Men's Classic Fit Non Iron Shirt Long Sleeve**

100% coton

37 (S/14H), 38 (15), 39/40 (M/15H), 41 (16), 42 (L/16H), 43 (17), 44 (XL/17H), 45/46 (18), 47 (XXL/18H)

125 g/m²

Kustom Kit

LIGHT BLUE

WHITE

Chemise en popeline | Bouton de rechange | Poche poitrine | Empiècement arrière | Deux plis dans le dos | Col moderne | Infroissable